

**Class: Nursery**  
**Session: 2024-25**

**NOTE:**

1. Please send books according to the schedule.
2. Send Diary, English and Math notebooks daily.
3. Please fill all particulars in first page of the diary.
4. Send two passport size photographs of your ward.
5. Send passport size photographs of student, mother and father separately for REPORT CARD.
6. Attendance on Saturday is compulsory as it is the ACTIVITY DAY.
7. Write name of your ward on all books and notebooks.
8. Submit full stationary in school (i.e. pencil, eraser, sharpner, colours, brush )

**GENERAL INSTRUCTION:**

1. The syllabus is divided into four terms.
2. There will be Oral as well as written worksheets.
3. Oral curriculum mention for each subject is to done thoroughly. Marks will be given for clear and correct speech.
4. Activity based learning will be done.
5. Alphabet and Number Activity will be done through activity worksheets.

Nursery - 1

**HEALTHY HABITS:**

1. Send a neat handkerchief daily.
2. Pare child's nails once a week.
3. Child should take bath daily.
4. Child should be sent in proper uniform.
5. The child should bring water bottle daily.
6. Please send two tiffins , one for the fruit break and one for the lunch break.
7. Send clean apron daily.

**LIST OF BOOKS:**

S. no	Subject	Name of the Books	Publishers
1.	English	Hand on Alphabet Book Visual Knowledge	Saar Publications
2.	English Workbook	Hand on Learn English Beginner Stage 1	Saar Publications
3.	English Workbook	Hands on Pattern writing Basic Strokes	Saar Publications
4.	Maths	Hands On Maths-A	Saar Publications
5.	English Rhymes	Hands on Classic Rhymes -A	Saar Publications
6.	Art	Art School	Saar Publications
7.	Evs	Kids Picture Disctionary	Pacemaker

Nursery - 2

## Book Schedule :

Day	Name of the Books
Monday	My book of alphabet + Hands On Pattern Writing Basic Strokes+ Hands On Learn English Beginner Stage 1
Tuesday	My book of alphabet + Hands On Pattern Writing Basic Strokes+ Hands On Learn English Beginner Stage 1
Wednesday	KIDS PICTURE DICTIONARY+Hands On Pattern Writing Basic Strokes+ Hands On Maths-A
Thursday	KIDS PICTURE DICTIONARY +Hands On Pattern Writing Basic Strokes+ Hands On Maths-A
Friday	HANDS ON CLASSIC RHYMES-A +Hands On Pattern Writing Basic Strokes
Saturday	HANDS ON CLASSIC RHYMES-A +Hands On Pattern Writing Basic Strokes

- Note:-**
1. Please paste name slip with full detail on your ward's books, bag, Tiffin and water bottle
  2. Submit the Art book in school.

## Examination Schedule :



Term	Month
Term-1	May
Term-2	September
Term-3	December
Term-4	March

Nursery - 3

## SUBJECT –MATHS

MONTHS	MATHS									
APRIL	<p><b>ORAL:</b> Recognition of digits 1 to 5 with the help of touching/ feeling and showing numbers and flash cards.</p> <p>Introduce the colours (Red, yellow, Orange, Purple)</p> <p><b>WRITTEN:</b></p> <p>Scribbling on newspaper</p> <p>Activity:- Recognition of digits with the help of clay</p> <p>Recognition of number 1 and colour it.</p> <table border="1" data-bbox="491 1630 657 1787"><tbody><tr><td>1</td><td>3</td><td>1</td></tr><tr><td>3</td><td>1</td><td>4</td></tr><tr><td>1</td><td>4</td><td>2</td></tr></tbody></table>	1	3	1	3	1	4	1	4	2
1	3	1								
3	1	4								
1	4	2								
MAY	<p><b>ORAL:-</b> Counting 1 to 10 with Rhyme One-One Little Puppy run Recognition of digits 1 to 10</p> <p><b>WRITTEN:-</b></p> <p>1) Match the following (1 to 5):-</p> <table data-bbox="422 1975 587 2087"><tbody><tr><td>1</td><td><del>3</del></td></tr><tr><td>2</td><td><del>1</del></td></tr><tr><td>3</td><td><del>2</del></td></tr></tbody></table>	1	<del>3</del>	2	<del>1</del>	3	<del>2</del>			
1	<del>3</del>									
2	<del>1</del>									
3	<del>2</del>									



Nursery - 4

	<p>2) Colour the picture with correct number: 5</p>  <p>3) Count the objects and match them</p>  <p>4) Counting 1 to 5 <b>CONCEPT – Big–Small</b></p>
May	<b>Revision + Worksheets</b>
June	<b>Summer Break</b>
July	<p><b>ORAL:-</b> Recognition of circle and square /Counting 1 to 20/Identification of 1 to 20/ count and tell (1 to 10) Identification of digits by showing flash cards to the students</p> <p><b>WRITTEN:-</b></p> <p>1) Circle the same digits: 2 4 2 5 3 1 3 4 3 2</p> <p>2) Sequence counting 1 to 10</p> <p>3) Recognize the shapes and colour it</p>

**Nursery - 5**

August	<p>4) Count the objects and match them <b>CONCEPT:-</b> Heavy- Light Big–Small Long-Short</p>
September	<b>Revision + Worksheets</b>
October	<p><b>ORAL:-</b></p> <p>1) Counting (1 to 15)</p> <p>2) Identification of digits (1 to 15)</p> <p>3) Recognition of Triangle <math>\triangle</math> and Rectangle <math>\square</math></p> <p>4) Count and tell the numbers of objects</p> <p><b>WRITTEN:-</b></p> <p>1) Sequence Counting (1 to 15)</p> <p>2) Count the objects and match them</p> <p>3) Dodging (Dictation) (1 to 15)</p> <p>4) Circle the same digits</p> <p><b>CONCEPT:-</b> More-Less</p>

**Nursery - 6**

November	<p><b>ORAL:-</b>          Counting 1 to 20 Identifications of digits          Recognition of Shapes:-          Circle/Square/Triangle/Rectangle/Star</p> <p><b>WRITTEN:-</b></p> <ol style="list-style-type: none"> <li>1) Counting 1 to 20</li> <li>2) Circle the same digits:</li> <li>3) Count the objects and write 1 to 10</li> </ol> <div style="display: flex; align-items: center; justify-content: center; margin: 10px 0;">  <span style="margin: 0 10px;">=</span> <div style="border: 1px solid black; padding: 2px 10px; font-weight: bold;">6</div> </div> <div style="display: flex; align-items: center; justify-content: center; margin: 10px 0;">  <span style="margin: 0 10px;">=</span> <div style="border: 1px solid black; padding: 2px 10px; font-weight: bold;">4</div> </div> <ol style="list-style-type: none"> <li>4) Dodging (Dictation) 1 to 20</li> <li>5) Circle the same digits</li> </ol> <p><b>CONCEPT:</b> - Tall-Short</p>
December	<b>Revision + Worksheets</b>
January	<p><b>ORAL:</b></p> <ol style="list-style-type: none"> <li>1) Counting 1 to 20</li> <li>2) Count and tell 1 to 20</li> </ol>

**Nursery - 7**











	<p><b>Shapes:</b>          Circle/Square/Triangle/Rectangle/Cone/Star /cylinder</p> <p><b>WRITTEN:</b></p> <ol style="list-style-type: none"> <li>1) Counting (1 to 20)</li> <li>2) Circle the same digits</li> <li>3) What comes after (1 to 10)</li> <li>4) Dodging (1 to 20)</li> <li>5) Count the objects and write (1 to 20 )</li> </ol>
February	<p><b>ORAL:</b></p> <ol style="list-style-type: none"> <li>1) Counting (1 to 20)</li> <li>2) Count and tell (1 to 20)</li> </ol> <p><b>WRITTEN:</b></p> <ol style="list-style-type: none"> <li>1) Counting (1 to 20)</li> <li>2) What comes after (1 to 10)</li> <li>3) Match the shapes with similar shaped objects</li> <li>4) Circle the same digits:</li> <li>5) Count the objects and write (1 to 20)</li> </ol>
March	<b>Revision + Worksheets</b>

**Nursery - 8**



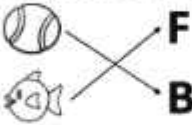


<b>SUBJECT – English</b>	
<b>MONTHS</b>	<b>English</b>
<b>APRIL</b>	<p><b>ORAL:</b></p> <ol style="list-style-type: none"> <li>1) Sound of letters L,T,I,H</li> <li>2) Recognition of capital alphabet L,T,I,H</li> </ol> <p><b>WRITTEN:</b></p> <ol style="list-style-type: none"> <li>1) Introduction of Pre-Writing Skills.</li> <li>2) Scribbling on newspaper with colour to develop motor skill</li> <li>3) Introduction of use of pencil with basic</li> </ol> <p><b>concepts of writing skills:-</b></p> <p>Standing Line         </p> <p>Sleeping Line    — —</p> <p>Slanting Line    // /</p>
<b>MAY</b>	<p><b>ORAL:</b></p> <ol style="list-style-type: none"> <li>1) Sound of letters L,T,I,H with pictures</li> <li>2) Recognition of capital alphabet L,T,I,H</li> </ol> <p><b>WRITTEN:</b></p> <ol style="list-style-type: none"> <li>1) Patterns- Curved Lines ((</li> </ol> <p><b>Mixed pattern</b></p> <ol style="list-style-type: none"> <li>2) Recognize and colour the boxes with</li> </ol>

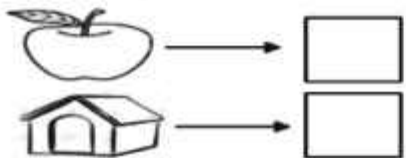
Nursery - 9

	<p>letter L or T or I or H</p> <table border="1" style="margin-left: auto; margin-right: auto;"> <tr><td>A</td><td>H</td><td>P</td><td>L</td><td>I</td><td>P</td></tr> <tr><td>T</td><td>L</td><td>N</td><td>J</td><td>L</td><td>H</td></tr> <tr><td>O</td><td>K</td><td>I</td><td>L</td><td>N</td><td>L</td></tr> </table> <p>3) Match the alphabet with correct picture:</p> <table style="margin-left: auto; margin-right: auto;"> <tr> <td><b>H</b></td> <td></td> </tr> <tr> <td><b>L</b></td> <td></td> </tr> <tr> <td><b>T</b></td> <td></td> </tr> </table> <p>4) Write L,T,H,I</p> <p>5) Recognize the picture and circle the correct letter</p> <div style="text-align: center;">  → L   F   D   <b>C</b> </div>	A	H	P	L	I	P	T	L	N	J	L	H	O	K	I	L	N	L	<b>H</b>		<b>L</b>		<b>T</b>	
A	H	P	L	I	P																				
T	L	N	J	L	H																				
O	K	I	L	N	L																				
<b>H</b>																									
<b>L</b>																									
<b>T</b>																									
<b>May</b>	<b>Revision + Worksheet</b>																								
<b>June</b>	<b>Summer Break</b>																								
<b>July</b>	<p><b>ORAL:</b></p> <ol style="list-style-type: none"> <li>1) Reading practice and recognition of capital letters A to F with pictures from book 'Hands on Alphabet'</li> <li>2) Sounds of letters A to L</li> </ol> <p><b>WRITTEN:</b></p>																								


Nursery - 10

	<p>1) Circle the correct alphabet that matches the picture:</p> <p> → A B D E</p> <p> → F E C A</p> <p>2) Written Practice and recognition of letters (A to H)</p> <p>3) Recognize the picture and write the first letter (A to H)</p>
<p><b>August</b></p>	<p><b>Oral :-</b> Reading practice and recognition of capital letters A to L with pictures from book 'Hands on Alphabet'</p> <p><b>WRITTEN:</b></p> <p>1) Circle the same letters</p> <p>A C D A E</p> <p>H L B T L</p> <p>2) Look at the picture and match them A to L</p> <p></p> <p>3) Write A to L in sequence</p> <p>4) Fill the missing letters ( A to L )</p> <p>5) Look at the picture and write first letter A to L</p> <p>6) Dictation ( A to L)</p>

Nursery - 11

<p><b>September</b></p>	<p><b>Revision + Worksheets</b></p>
<p><b>October</b></p>	<p><b>ORAL:</b></p> <p>1) Oral Practice and Revision of capital Letters with pictures.</p> <p><b>WRITTEN:</b></p> <p>1) Alphabet capital letters A to T in sequence writing</p> <p>2) Circle the same letters</p> <p>A C D A E</p> <p>H L B T L</p> <p>3) Look at the picture and write (A to T)</p> <p>4) Dictation (A to T)</p>
<p><b>November</b></p>	<p><b>ORAL:</b></p> <p>1) Reading practice (A to Z )</p> <p><b>WRITTEN:</b></p> <p>1) Alphabet A to Z in sequence</p> <p>2) Fill the Missing letters</p> <p>3) Look at the picture and write the first letter (A to Z)</p> <p></p>

Nursery - 12

	<p>4) Look at the picture and match with the correct picture (A to Z)</p>  <p>5) Dictation (A to Z)</p>
<b>December</b>	<b>Revision + Worksheets</b>
<b>January</b>	<p><b>ORAL:</b></p> <p>1) Recapitulation of previous oral work.</p> <p><b>WRITTEN:</b></p> <p>1) Alphabet A to Z on double dot.</p> <p>2) Circle the same letters.</p> <p>3) Look at the picture and match with correct letter(A to Z)</p> <p>4) Missing letters (A to T)</p>
<b>February</b>	<p><b>ORAL:</b></p> <p>1) Identification of capital alphabet A to Z</p> <p><b>WRITTEN:</b></p> <p>1) Capital alphabet (A to Z)</p> <p>2) Missing letters (A to Z)</p> <p>3) Dictation (A to Z)</p> <p>4) Look at the picture and write the first letter(A to Z)</p>
<b>March</b>	<b>Revision + Worksheets</b>

Nursery - 13

<b>SUBJECT – EVS</b>		
<b>MONTHS</b>	<b>Topics</b>	<b>P.No.</b>
<b>APRIL</b>	<p>1) Action Words</p> <p>a) Clapping</p> <p>b) Jumping</p> <p>c) Rolling</p> <p>d) Running</p> <p>e) Jogging</p> <p>f) Crying</p> <p>g) Sleeping</p> <p>h) Laughing</p> <p>2) My Body Parts</p> <p>3) Fruits</p> <p>4) My Cartoons</p> <p>5) Domestic Animals</p>	36,3,23,7
<b>May</b>	<p>1) Action Words</p> <p>a) Running</p> <p>b) Eating</p> <p>c) Drinking</p> <p>d) Reading</p> <p>e) Writing</p>	35,4,20

Nursery - 14

	<ul style="list-style-type: none"> <li>f) Sitting</li> <li>g) Standing</li> <li>h) Playing</li> <li>i) Smiling</li> </ul> <ul style="list-style-type: none"> <li>2) Colours</li> <li>3) Vegetables</li> <li>4) My Classroom</li> </ul>	
<b>May</b>	<b>Revision + Worksheets</b>	
<b>June</b>	<b>Summer Break</b>	
<b>July</b>	<ul style="list-style-type: none"> <li>1) Food</li> <li>2) Clothes</li> <li>3) My Bathroom</li> <li>4) Birds</li> </ul>	
<b>August</b>	<ul style="list-style-type: none"> <li>1) Vehicles</li> <li>2) Musical Instruments</li> <li>3) Wild Animals</li> </ul>	27, 28, 38, 8
<b>September</b>	Revision + Worksheets	
<b>October</b>	<ul style="list-style-type: none"> <li>1) My Bedroom</li> <li>2) My Drawing Room</li> <li>3) Indoor Games</li> <li>4) Animal Homes</li> </ul>	17,16,24,11

**Nursery - 15**

<b>November</b>	<ul style="list-style-type: none"> <li>1) Flowers</li> <li>2) Insects</li> <li>3) Water Animals</li> <li>4) In The Super Market</li> </ul>	5, 10, 9, 14
<b>December</b>	Revision + Worksheets	
<b>January</b>	<ul style="list-style-type: none"> <li>1) My Kitchen</li> <li>2) People who help us</li> <li>3) Electrical Appliances</li> </ul>	19, 26,31
<b>February</b>	1) Sahpes	34
<b>March</b>	Revision + Worksheets	

**Nursery - 16**



## SUBJECT – CONVERSATION & RHYMES

MONTHS	Topics	Rhymes
<b>APRIL</b>	1) What is your name? 2) In which school do you study? 3) In which class do you study? 4) What is the name of your class Teacher?	1) Green Friend 2) Drops of water
<b>May</b>	1) How many nose/ eyes/mouth/finger /head/hands/ears do you have? 2) What is the colour of milk /sun/hair/grass?	1) Green Friend 2) Drops of water 3) Clean City, Green City 4) Finger Rhymes
<b>May</b>	<b>Revision + Worksheets</b>	
<b>June</b>	<b>Summer Break</b>	
<b>July</b>	1) Which vehicle has three wheels? 2) Which is the fastest vehicle? 3) Which vehicle runs on track? 4) Which vehicles fly in the sky? 5) Which is our national bird? 6) Which is a night bird? 7) Which is the largest bird?	1) Traffic Signal 2) A Baby

Nursery - 17

<b>August</b>	1) Which is our national animal? 2) Which animal is the king of the jungle? 3) Which is the largest land animal? 4) Which animal has a long neck? 5) Which animal runs very fast? 6) Which animal gives us milk? 7) Which animal has a trunk?	1) Rainbow 2) Square 3) Traffic Signal 4) A Baby
<b>September</b>	<b>Revision + Worksheets</b>	
<b>October</b>	1) How many colours are there in a traffic light? 2) What does the red light say? 3) What does the yellow light say? 4) What does the green light say? 5) Where does a dog live? 6) Where does a bird live? 7) Who lives in a den?	5) Five senses 6) Vegetables
<b>November</b>	1) Which is our national flower? 2) Which flower grows in water? 3) Which flower always faces the sun? 4) Which insect gives us honey? 5) Which insect is the most beautiful? 6) Which is the largest water animal? 7) Which is the most friendly water animal?	1) Five senses 2) Vegetables 3) The Changing Moon 4) Fruits

Nursery - 18

<b>December January</b>	<b>Revision + Worksheets</b> 1) Where do you go to buy a dress? 2) Where will you go if you are sick? 3) Who stitches our clothes? 4) Who brings us milk? 5) Who brings our letters? 6) Who drives the bus?	1) Once I saw a Little Bird 2) Ellie – The Elephant
<b>February</b>	1) In which season do you use umbrella and rain coat? 2) Which is the hot season in a year? 3) Which is the cold season in a year? 4) Which machine gives us hot water in winters? 5) Which machine is used to wash clothes?	1) Once I saw a Little Bird 2) Ellie – The Elephant 3) Five Fat Peas 4) Zoom, Zoom, Zoom
<b>March</b>	<b>Revision + Worksheets</b>	

Nursery - 19

<b>SUBJECT – ART</b>		
<b>MONTHS</b>	<b>Topics</b>	<b>P.No.</b>
<b>APRIL</b>	1) Scribble in shapes 2) Fruit and Vegetables Face 3) The Fox and the Crane 4) My Belongings	1,8,12
<b>May</b>	1) Rainbow 2) Winged Animals 3) Night Sky 4) Sunflower	15,27,6,34
<b>May</b>	<b>Revision + Worksheets</b>	
<b>June</b>	<b>Summer Break</b>	
<b>July</b>	1) Shapes with Clay 2) Hello My Friend 3) Me and My Pet 4) Indian Flag	2,6,9,13
<b>August</b>	1) Impression 2) Sunny Day 3) Wheels Go Round 4) Shine in the Dark	21,25,30,36

Nursery - 20



